

Silva Pharmaceuticals Limited

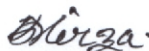
Un-Audited Financial Statements (Third Quarter)

For the Period from 01 July, 2021 to 31 March, 2022

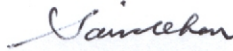
SILVA PHARMACEUTICALS LTD.
Statement of Financial Position (Un-Audited)
As at 31 March, 2022

Particulars	Notes	Amount in Taka	
		31-Mar-22	30-Jun-21
ASSETS			
Non Current Assets		1,494,840,987	1,372,217,229
Property, Plant & Equipment	3.00	1,198,890,213	1,175,793,246
Intangible Assets	4.00	1,553,896	1,679,888
Right-of-use asset (ROU)	5.00	12,445,655	16,275,117
Capital work-in-Progress	6.00	281,951,223	178,468,978
Current Assets		1,050,883,113	1,074,937,836
Inventories	7.00	465,964,789	464,181,830
Trade and Other Receivables	8.00	272,196,429	272,213,765
Advances, Deposits and Prepayments	9.00	62,172,482	68,212,863
Fixed Deposits Receipts (FDR)	10.00	223,250,717	211,666,669
Cash and Cash Equivalents	11.00	27,298,696	58,662,709
Total Assets		2,545,724,100	2,447,155,065
SHAREHOLDERS EQUITY AND LIABILITIES:			
Equity attributable to the Shareholders		2,321,966,131	2,270,472,128
Share Capital	12.00	1,365,000,000	1,365,000,000
Retained Earnings	13.00	956,966,131	905,472,128
Non-Current Liabilities		89,336,343	88,198,786
Deferred Tax Liabilities	14.00	83,344,828	80,303,550
Lease liabilities	15.00	5,991,515	7,895,236
Current Liabilities		134,421,626	88,484,151
Lease liabilities	15.00	3,747,540	5,673,281
Trade and Other Payables	16.00	6,295,346	6,253,488
Unclaimed Dividend Account	17.00	1,597,723	1,519,762
Short Term Finance	18.00	82,866,981	29,136,806
Provision for Expenses	19.00	39,914,036	45,900,814
Total Liabilities		223,757,969	176,682,937
Total Equity & Liabilities:		2,545,724,100	2,447,155,065
Net Assets Value (NAV) per share	28.00	17.01	16.63
Number of Shares used to compute NAV		136,500,000	136,500,000


The annexed notes from an integral part of these financial statements.



Chairman



Managing Director



Director



Chief Financial Officer



Company Secretary

Place: Dhaka;

Dated: April 26, 2022


Silva Pharmaceuticals Ltd

Statements of Profit or Loss and Other Comprehensive Income (Un-Audited)

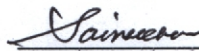
For the Third Quarter ended 31 March, 2022

Particulars	Notes	Amount in Taka			
		Third Quarter ended Results		Quarterly Results	
		01/07/2021 to 31/03/2022	01/07/2020 to 31/03/2021	01/01/2022 to 31/03/2022	01/01/2021 to 31/03/2021
Revenue		615,863,312	609,867,696	204,047,752	191,439,818
Cost of goods sold	20.00	(353,687,968)	(355,097,562)	(116,837,304)	(111,355,344)
Gross Profit		262,175,344	254,770,134	87,210,448	80,084,474
Operating expenses		(133,941,725)	(124,369,895)	(47,966,143)	(46,979,651)
Administrative Expenses	21.00	(31,832,793)	(28,141,170)	(11,520,511)	(9,853,379)
Selling & Distribution Expenses	22.00	(102,108,932)	(96,228,725)	(36,445,632)	(37,126,272)
Operating Income		128,233,619	130,400,239	39,244,305	33,104,823
Financial expenses	23.00	(2,045,933)	(1,945,384)	(932,949)	(593,818)
Other income	24.00	7,448,018	10,498,877	2,476,047	2,920,451
Net Operating Profit		133,635,704	138,953,732	40,787,403	35,431,456
Workers' Profit Participation and Welfare Fund (WPP&WF)	25.00	(6,363,605)	(6,616,844)	(1,942,257)	(1,687,212)
Net Profit before Income Tax		127,272,099	132,336,888	38,845,146	33,744,244
Income Tax Expenses:	26.00	(28,286,596)	(32,789,515)	(8,749,608)	(8,326,836)
Current Tax Expenses	26.01	(25,245,318)	(29,939,998)	(7,714,021)	(7,127,895)
Deferred Tax (expenses)/ Income	26.02	(3,041,278)	(2,849,517)	(1,035,587)	(1,198,941)
Net Profit after tax		98,985,503	99,547,373	30,095,538	25,417,408
Other Comprehensive Income		-	-	-	-
Total comprehensive income for the period		98,985,503	99,547,373	30,095,538	25,417,408
Earnings Per Share (EPS)	27.00	0.73	0.73	0.22	0.19
Number of Shares used to compute EPS		136,500,000	136,500,000	136,500,000	136,500,000


The annexed notes from an integral part of these financial statements.



Chairman



Managing Director



Director



Chief Financial Officer



Company Secretary

Place: Dhaka;

Dated: April 26, 2022

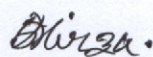
SILVA PHARMACEUTICALS LTD.
Statement of Changes in Equity (Un-Audited)
For the Third Quarter ended 31 March, 2022

Particulars	<i>(Amount in Taka)</i>		
	Share Capital	Retained Earnings	Total
Balance as on 1st July, 2021	1,365,000,000	905,472,128	2,270,472,128
Net profit after tax during the period	-	98,985,503	98,985,503
Dividend for the year 2020-2021	-	(47,491,500)	(47,491,500)
Balance as at 31 March, 2022	1,365,000,000	956,966,131	2,321,966,131

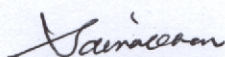
For the Third Quarter ended 31 March, 2021

Particulars	<i>(Amount in Taka)</i>		
	Share Capital	Retained Earnings	Total
Balance as on 1st July, 2020	1,365,000,000	833,109,877	2,198,109,877
Net profit after tax during the period	-	99,547,373	99,547,373
Dividend Paid in Cash	-	(47,491,500)	(47,491,500)
Balance as at 31 March, 2021	1,365,000,000	885,165,750	2,250,165,750


The annexed notes from an integral part of these financial statements.



Chairman



Managing Director



Director



Chief Financial Officer



Company Secretary

Place: Dhaka;

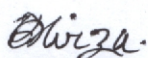
Dated: April 26, 2022

SILVA PHARMACEUTICALS LTD.
Statement of Cash Flows (Un-Audited)
For the Third Quarter ended 31 March, 2022

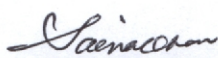
Particulars	Notes	Amount in Taka	
		01/07/2021 to 31/03/2022	01/07/2020 to 31/03/2021
Cash flows from Operating Activities			
Cash received from Customers	29.00	615,569,461	599,580,411
Cash received from non-operating income	30.00	7,759,205	11,314,720
Cash Paid to Suppliers	31.00	(297,840,336)	(332,338,364)
Cash Paid to Employees	32.00	(129,274,652)	(106,778,505)
Cash Paid for Others	33.00	(18,561,219)	(15,819,856)
Income Tax Paid	34.00	(22,094,118)	(25,777,999)
Net cash flows from operating activities (A)*		155,558,341	130,180,407
Cash flows from Investing Activities			
Acquisition of Property, Plant and Equipment	35.00	(53,556,469)	(8,299,636)
Cash Payments for Capital Work-in-progress		(119,098,396)	(57,018,130)
Cash received/Payments from/to FDR		(11,584,048)	(8,090,080)
Net cash inflows/(outflows) used in investing activities (B)		(184,238,913)	(73,407,846)
Cash flows from Financing Activities			
Short Term Loan received/(Repaid)		53,730,175	20,308,936
Cash payment for Financial Expenses		(1,496,688)	(1,197,620)
Cash payment towards lease liabilities		(7,503,389)	(4,869,359)
Cash Dividend Paid		(47,413,539)	(47,231,356)
Net cash inflows/(outflows) provided financing activities (C)		(2,683,441)	(32,989,399)
Net increase/(decrease) of Cash and Cash Equivalents (A+B+C)		(31,364,013)	23,783,162
Cash and Cash Equivalents at the beginning of the period		58,662,709	36,412,280
Cash and Cash Equivalents at the end of the period		27,298,696	60,195,442
Net Operating Cash Flow Per Share (NOCFPS)	36.00	1.14	0.95
Number of Shares used to compute NOCFPS		136,500,000	136,500,000

*Refer to Note 39.00 for a reconciliation between net profit with cash flows from operating activities.


The annexed notes from an integral part of these financial statements.



Chairman




Managing Director



Director



Chief Financial Officer



Company Secretary

Place: Dhaka;
Dated: April 26, 2022